



2018

AMERICAN YOUTH  
SOCCER ORGANIZATION

# AYSO National Referee Program

Player Development Initiatives:  
**2018 Referee Implementation**

EVERYONE PLAYS® BALANCED TEAMS OPEN REGISTRATION POSITIVE COACHING GOOD SPORTSMANSHIP PLAYER DEVELOPMENT



# Purpose

- Provide brief explanation of PDI including 2018 implementation update
- Provide guidance to referees in how to administer matches impacted by the adoption of the PDI

# PDI Focus On Player Development

- Development over winning
- Create environment for player success
- Program uniform across US
- Reduce advantage of strongest/fastest
- Increase technical skills
- Keep ball on ground

# PDIs Captured In AYSO National Rules & Regulations\*

## Section I.

Part H. Small-sided matches

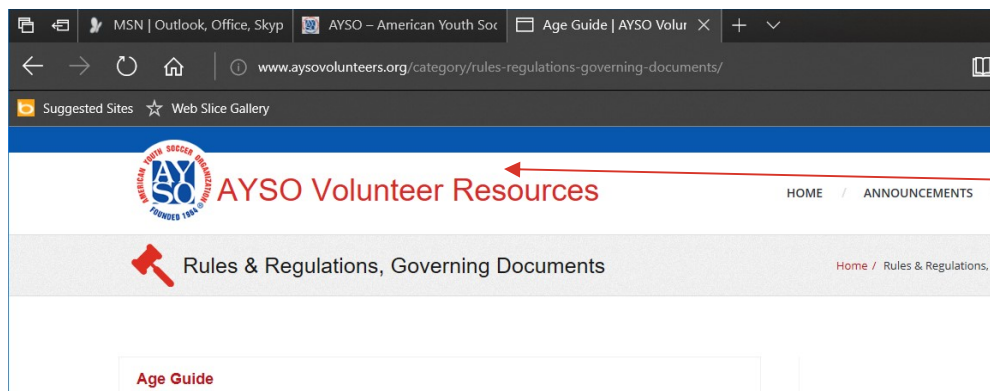
Part I. Heading the ball

Part J. Throw-ins (6U – 8U)

Part K. Goalkeeper punts (9U – 10U)

Part L. Build-out line (9U – 10U)

Updated for 2018



\*2018 NR&R found at  
[www.ayso.org](http://www.ayso.org)  
Under  
Volunteer Resources

# PDI Impact on AYSO Game

- Use small-sided games in 6U through 12U
  - AYSO has done this for several years
- Modify 6U - 10U rules and field to promote build up of play and enhance technical skills
- No deliberate heading of the ball by players in 11U and below (12U and below for programs without single age divisions)

# Referee Implementation: “No Heading” Policy

- Applies only to 11U and younger (12U and younger for programs without single age divisions)
- If ball is deliberately headed then:
  - Referee stops play and reminds players of heading policy; also checks for potential injury
  - Play is restarted with IFK for opponent’s team at spot of infraction
    - If inside goal area then ball is moved to goal area line, parallel to goal line, nearest to the location of the infraction

# Minor Impact on 6U – 8U

- Throw-ins replaced by kick-in or dribble-in
  - Opponents must be at least 2 yards from ball until kicked
  - Goal may not be scored directly from kick-in or dribble-in
- Throw-ins are optional (determined by the Region) at 8U
  - Goal may not be scored directly from throw-in

# Impact on 9U-10U Matches

- Goalkeeper punts (or drop kicks) are **NOT** allowed in 9U -10U

- NOTE: Punts are now allowed in 11U – 12U

2018 NR&R

- No deliberate heading of the ball
- In addition 9U - 10U has Build-out Line (BOL) to promote development of technical skills



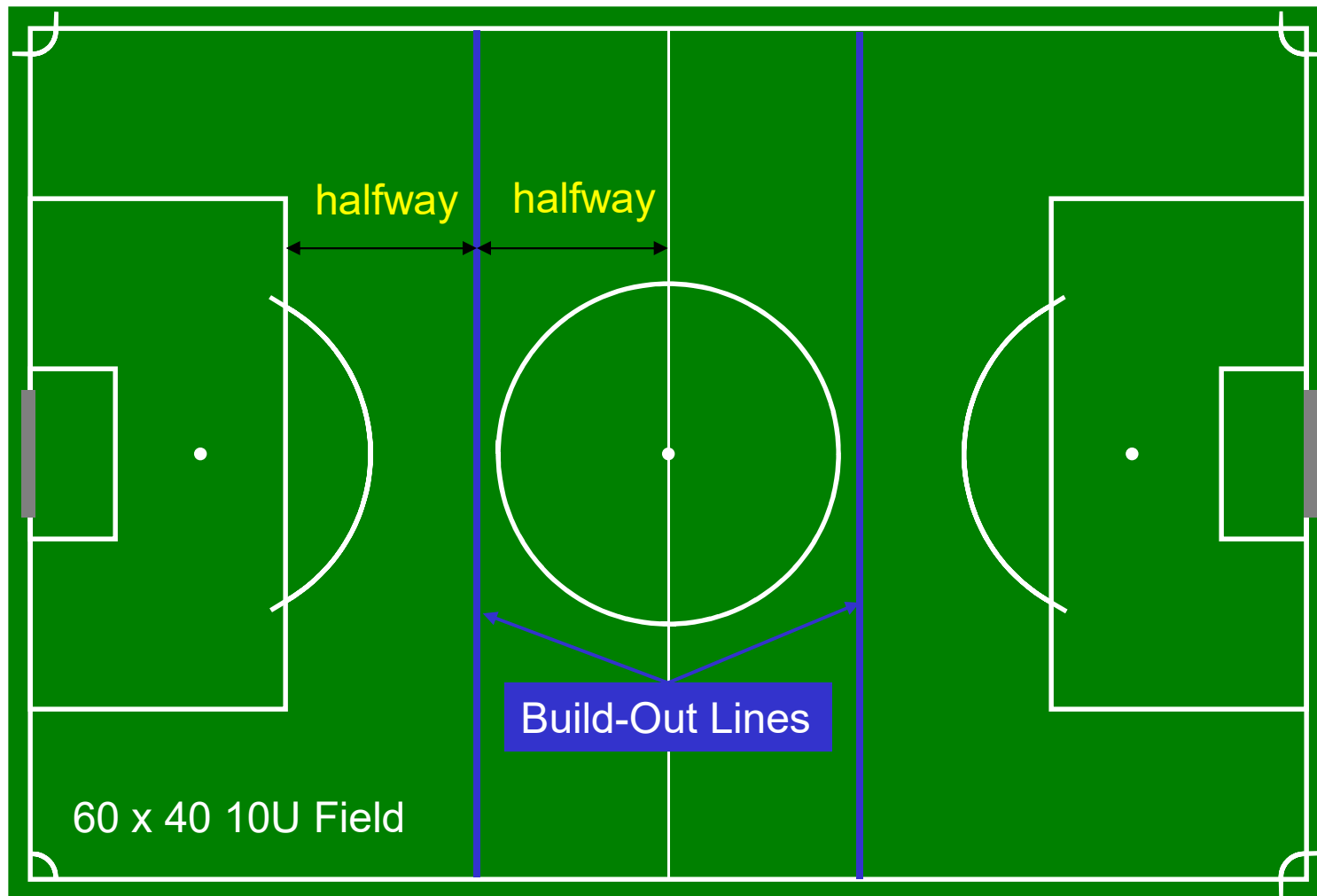
# No Punts in 9U-10U

- Per NR&R the goalkeeper in 9U-10U shall not deliberately punt or drop kick the ball
- If goalkeeper punts the ball then play is stopped and an IFK is awarded to the opposing team at the spot the ball was punted (or drop kicked)
  - If inside the goal area, then the ball is moved to the goal area line parallel to the goal line at the point nearest to where the punt occurred

# 9U - 10U Build-Out Line (BOL)

- 9U -10U matches now include BOL to help promote development of player skills
- BOL only impacts these three situations:
  - Goalkeeper releasing ball after gaining possession in hands
  - Goal Kicks
  - Offside

# 9U – 10U Build-Out Line (BOL)



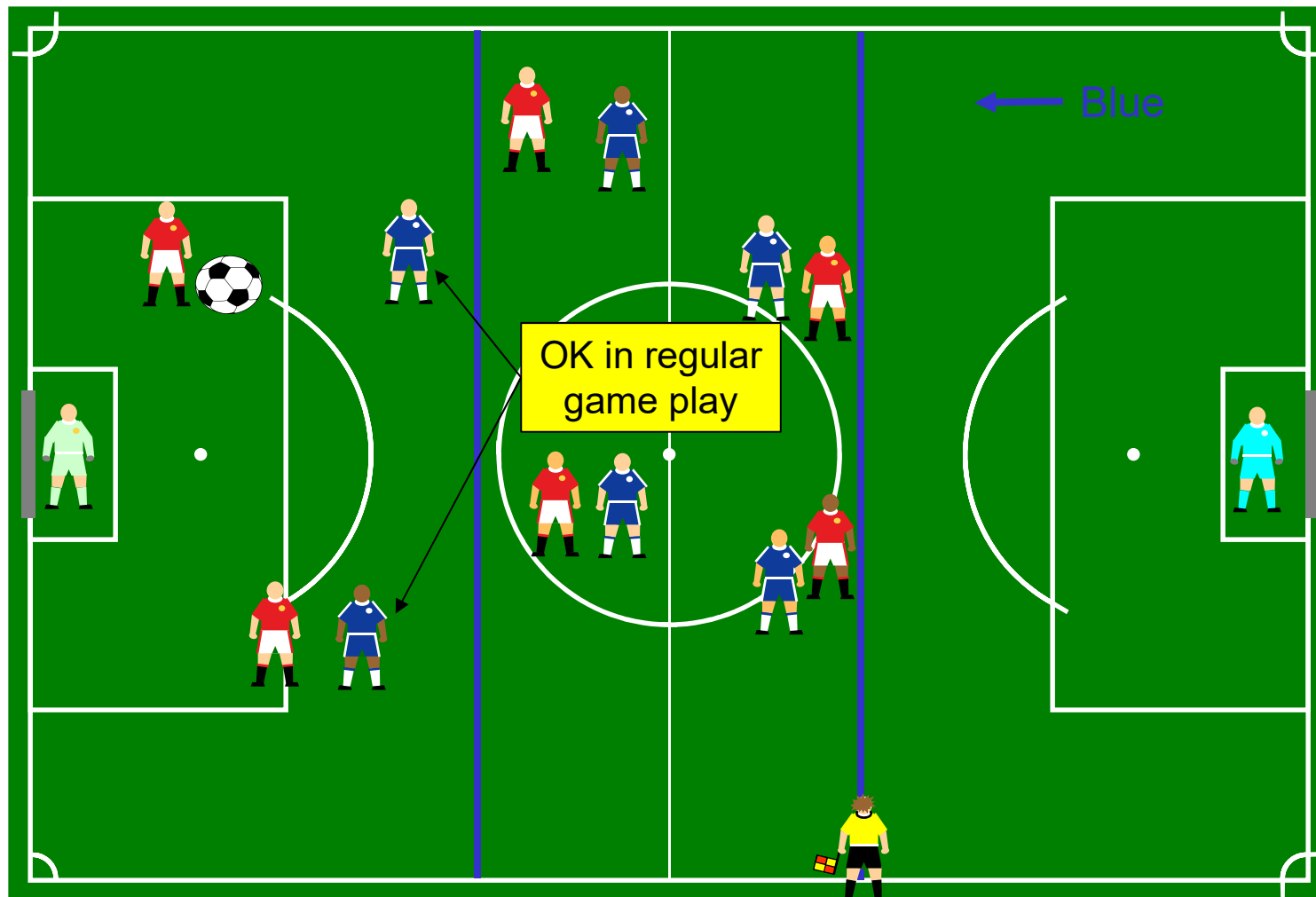
# 9U - 10U Build-Out Line

- Located halfway between the halfway line and penalty area line parallel to the goal line
- Line may be solid, dashed, or simply marked by cones (or flags) off the field
  - Referee needs to know how line is marked prior to match
  - Good practice to remind players/coaches prior to match

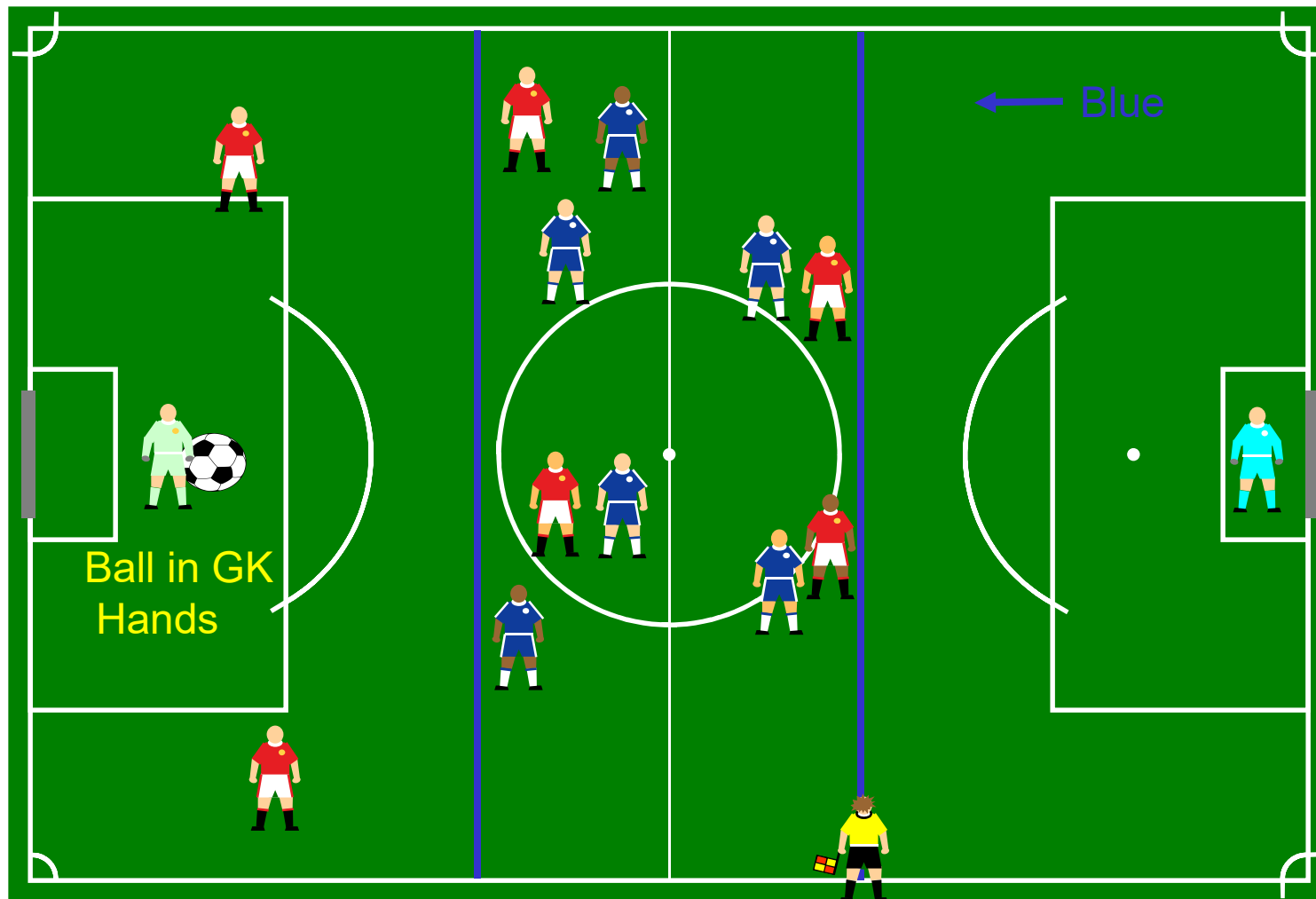
# Build-Out Line Basic Concepts

- Promotes development of skills by:
  - Providing additional space and time for a team to build an attack after a save by a goalkeeper or from a goal kick
- Allows attacking team more room to develop attack by:
  - Having the BOL replace the halfway line in the judgement of offside infractions

# BOL Does Not Restrict Player Location During Normal Play



# Opponents MUST Move Behind BOL When GK Gets Possession



# BOL and Goalkeeper Possession

- Per NR&R: When goalkeeper gains possession of ball with hands
  - Opponents must retreat behind BOL
  - Opponents may cross BOL once the ball is released from goalkeeper's hands
  - Goalkeeper has option to release ball without waiting for opponents to retreat
    - Opponents then may not be penalized for not retreating across the BOL



# What about other saves by Goalkeeper? (9U - 10U)

- If goalkeeper kicks/punches ball rather than trying to collect ball with hands, then play continues as usual
- BOL is not a factor

# Goalkeeper Possession: Referee Considerations

- Goalkeeper may release ball to either side of BOL
  - BOL only impacts opposing team position on field
- Goalkeeper does not need to wait for opponents to retreat; takes risk of interception
- **Referee should encourage opponents to retreat**
  - Goalkeeper has “6-seconds” to release ball from hands after opponents have retreated across BOL (not commonly enforced in 9U/10U – vocally encourage goalkeeper to release ball)
- If ball goes directly out of play then restart with TI or CK as appropriate per LOTG

2018 NR&R

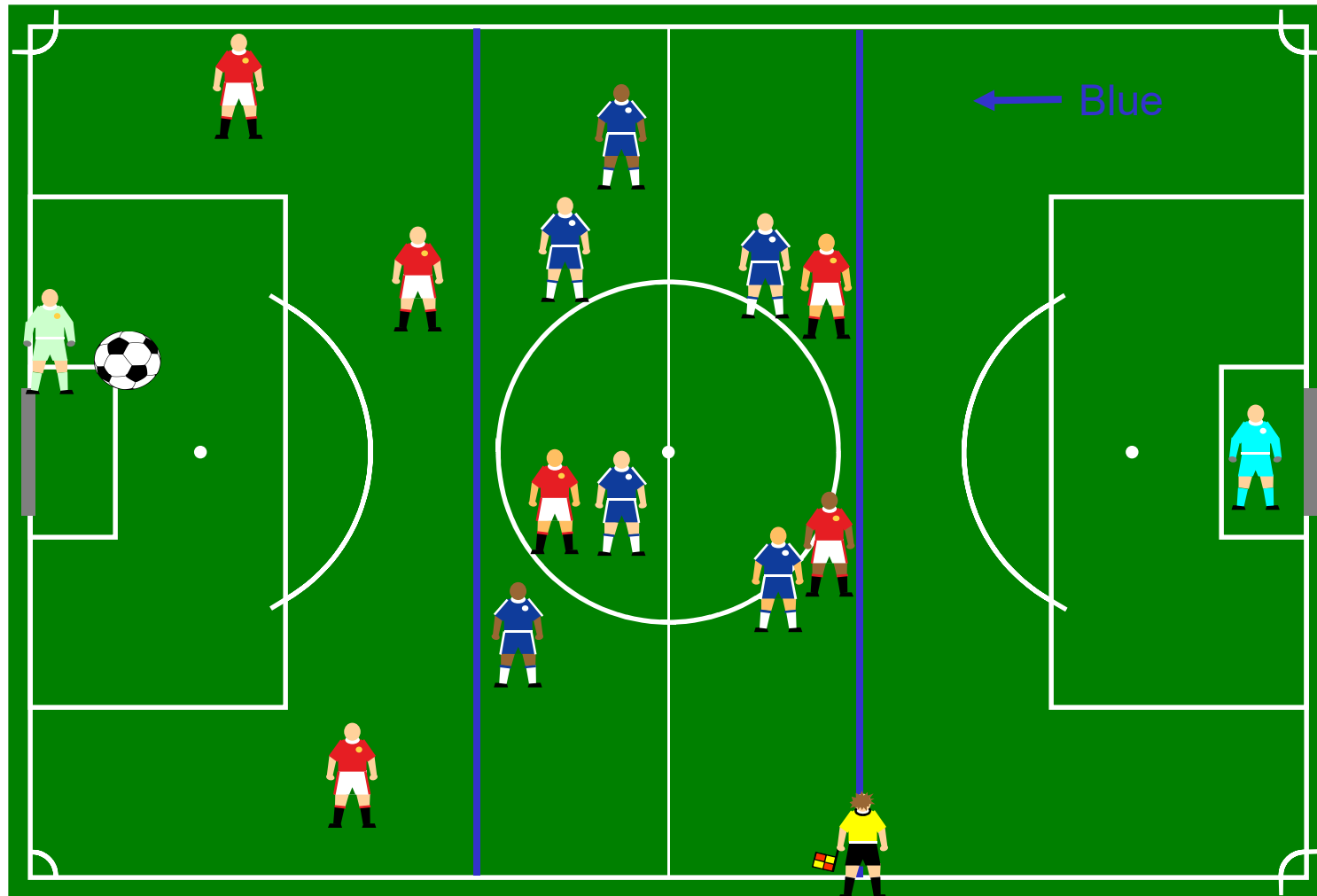
# Goalkeeper Possession: Opponent Considerations

- Opponents may cross the BOL as soon as the ball is released from the goalkeeper's hands

- Infraction: opponent crosses BOL before goalkeeper releases ball and subsequently interferes with play
  - Be vocally proactive; manage opponents to avoid this behavior
  - Use judgement and don't interfere for trifling infraction
  - If play has to be stopped to deal with infraction
    - Remind opponents of proper procedure
    - Restart with IFK for goalkeeper's team on BOL where infraction occurred

New 2018 Instruction

# Opponents MUST Move Behind BOL for Goal Kick



# Restarting Play From Goal Kick

- Per NR&R: Opponents must move behind BOL when play is restarted with a goal kick.
  - Player taking goal kick does not need to wait for opponents to retreat across the BOL
  - Ball may be kicked to either side of BOL
  - Opponents may cross BOL when ball is in play per Law 16 (ball exits penalty area)

2018 NR&R

# Goal Kick: Referee Management

- Referee should encourage opponents to retreat
- Player taking goal kick does not need to wait for opponents to retreat
  - Kicker takes risk of interception
  - Opponents then may not be penalized for not retreating across the BOL
- Ball may be kicked to any point on the field
- If ball is kicked directly out of play then restart with TI or CK as appropriate per LOTG

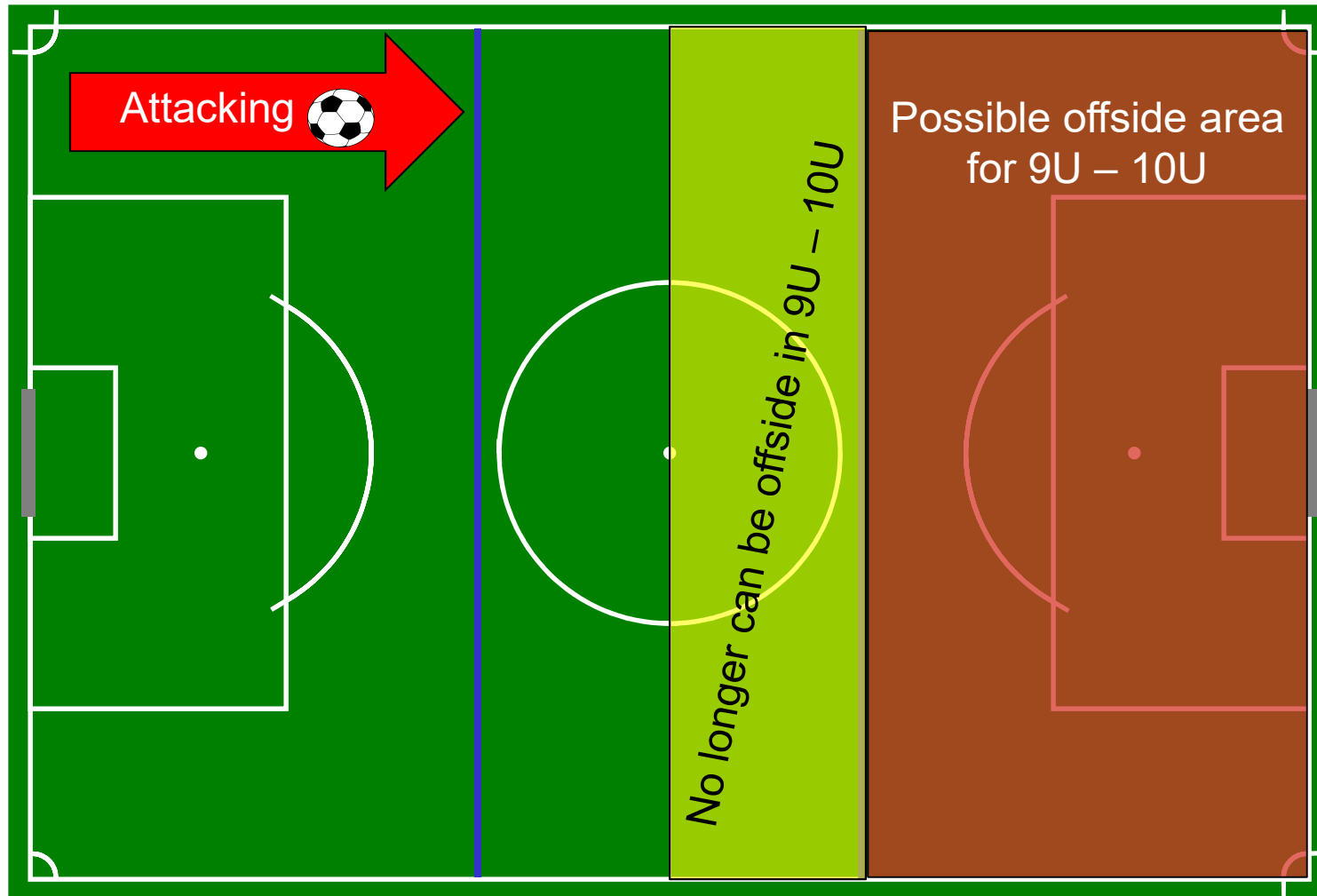
# Goal Kick: Opponent Considerations

- Opponents may cross BOL as soon as ball exits penalty area (“in play” per Law 16)

2018 NR&R

- Infraction: Opponents cross BOL before kick is taken or before ball exits penalty area
  - Referee stops play; asks opponents to retreat, then Goal Kick is retaken
  - Use judgement and don't interfere for trifling infraction
  - Be vocally proactive; manage opponents to avoid this behavior

# BOL Limits Location of Offside Position

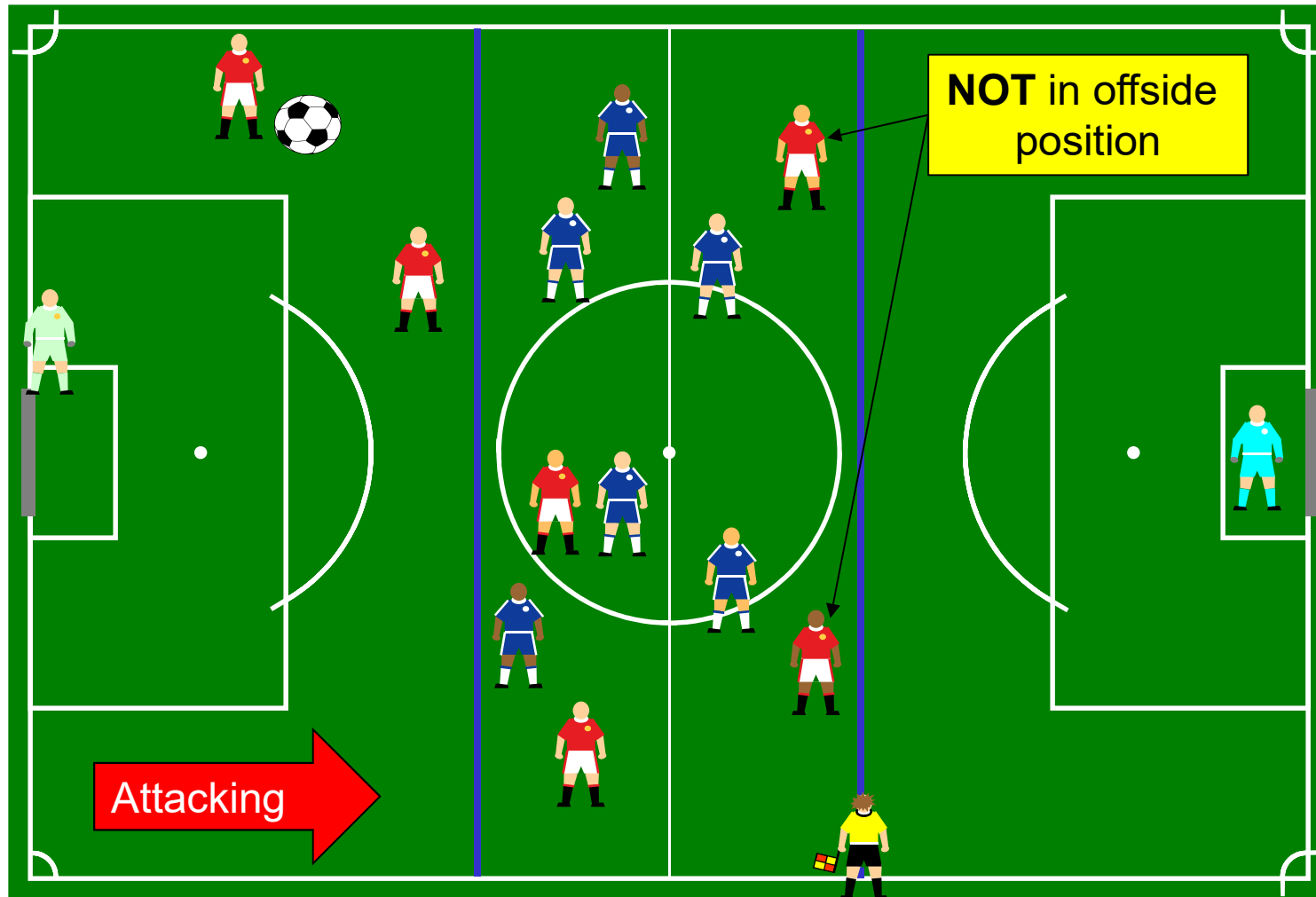




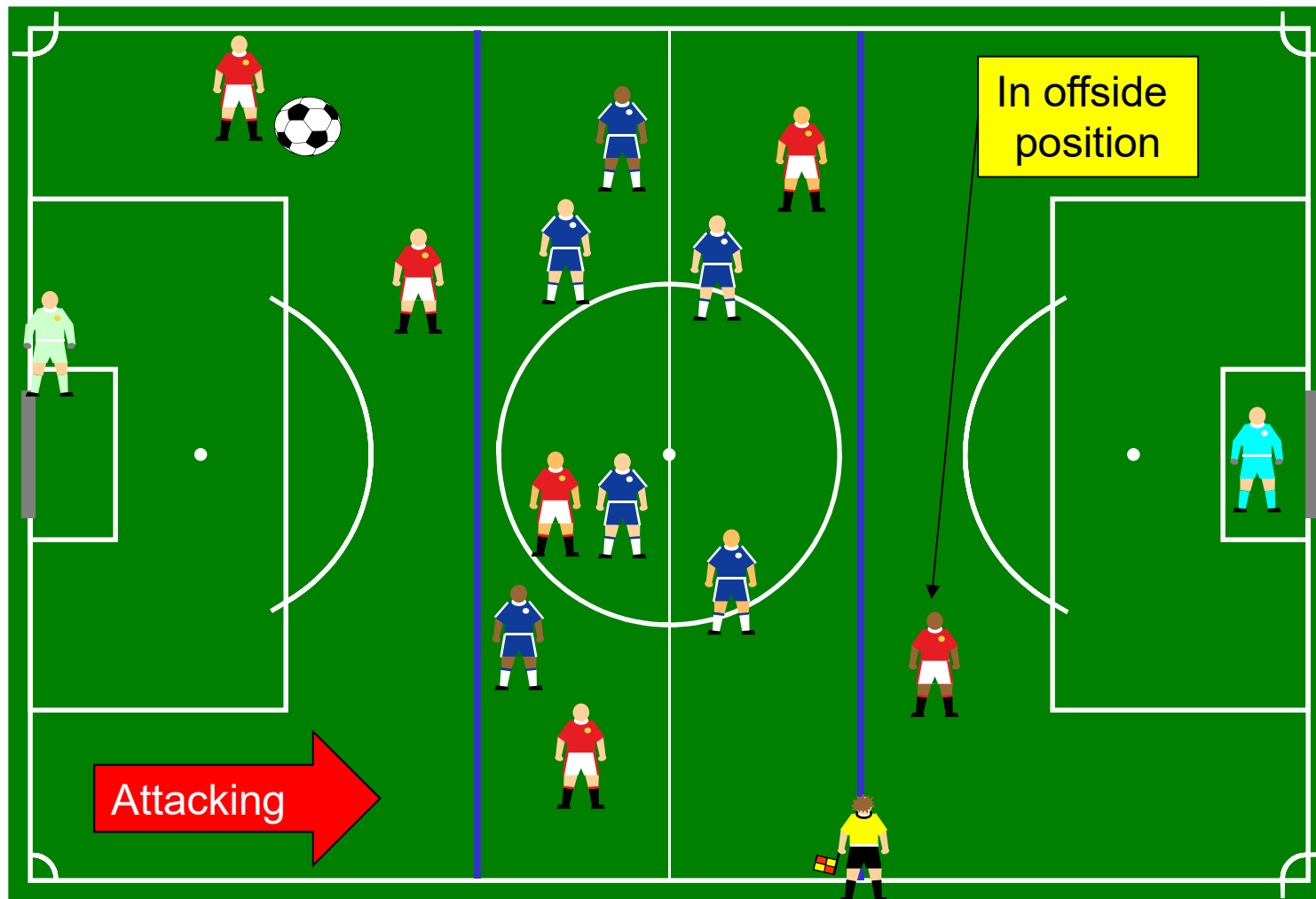
# BOL and Offside

- For the attacking team, the area of potential offside infractions is bounded by the BOL in the opponent's half of the field and the opponent's goal line.
  - That BOL replaces the Halfway Line as the boundary where offside infractions are considered
  - The Assistant Referee movement along the touchline is then limited by that BOL and the associated goal line

# BOL Defines Potential Offside Infractions



# BOL Defines Potential Offside Infractions



# Apply AYSO Team Concept

- Work with coaches to address repeated infractions of the PDI
  - Repeated infractions should NOT be considered as part of Persistent Offenses misconduct

# Summary: Key Points

- Punts NOT allowed in 9U - 10U
  - Punts are now allowed in 11U-12U
- Build-Out Line used in 9U - 10U
  - Impacts offside, goal kicks, goalkeeper possession in hands
- Be aware that AYSO implementation may differ from other organizations
  - **Know the rules of competition**

# Acknowledgements

- We wish to thank Rich McGuire (I0/E/4) and Martin Bittner (SDI 2) for much of the graphical content